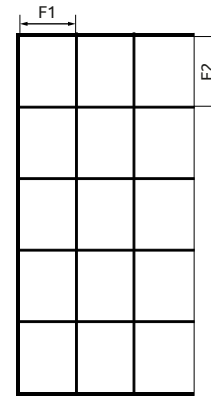
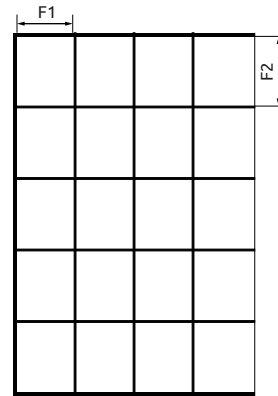


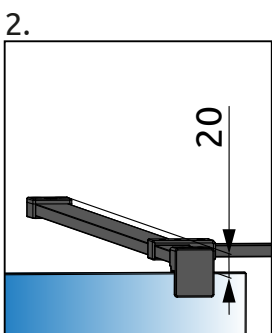
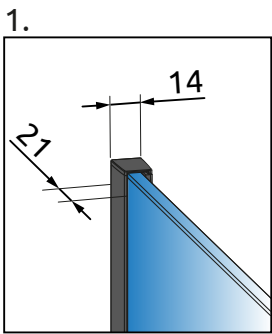
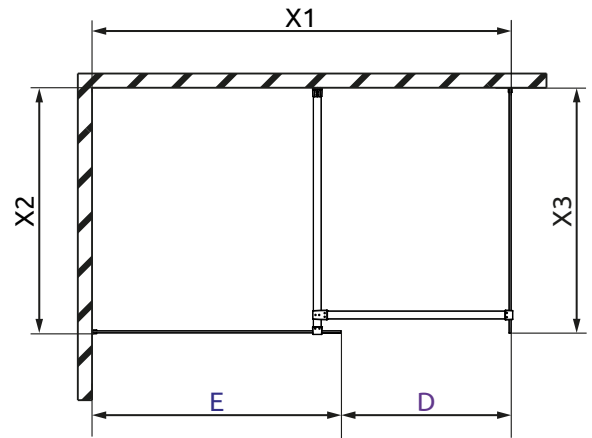
Wariant W2



Wariant W3



Wariant W4



ŚCIANKA 1 / SIDEWALL 1

Model	X1	X2	E	H	F1	F2	Wariant
50	maks. 2000	maks. 1500	485-495	2000	215	384	W2
55	maks. 2050	maks. 1500	535-545	2000	240	384	
60	maks. 2100	maks. 1500	585-595	2000	265	384	
65	maks. 2150	maks. 1500	635-645	2000	290	384	
70	maks. 2200	maks. 1500	685-695	2000	315	384	
75	maks. 2250	maks. 1500	735-745	2000	340	384	
80	maks. 2300	maks. 1500	785-795	2000	365	384	
85	maks. 2350	maks. 1500	835-845	2000	390	384	
90	maks. 2400	maks. 1500	885-895	2000	273	384	
95	maks. 2450	maks. 1500	935-945	2000	290	384	
100	maks. 2500	maks. 1500	985-995	2000	306	384	
105	maks. 2550	maks. 1500	1035-1045	2000	323	384	
110	maks. 2600	maks. 1500	1085-1095	2000	340	384	
115	maks. 2650	maks. 1500	1135-1145	2000	357	384	
120	maks. 2700	maks. 1500	1185-1195	2000	373	384	
125	maks. 2750	maks. 1500	1235-1245	2000	390	384	
130	maks. 2800	maks. 1500	1285-1295	2000	302	384	
140	maks. 2900	maks. 1500	1385-1395	2000	327	384	
150	maks. 3000	maks. 1500	1485-1495	2000	352	384	
160	maks. 3100	maks. 1500	1585-1595	2000	377	384	

ŚCIANKA 2 / SIDEWALL 2

Model	X3	D	F1	F2	Wariant
50	485-495	maks. 1500	215	384	W2
55	535-545	maks. 1500	240	384	
60	585-595	maks. 1500	265	384	
65	635-645	maks. 1500	290	384	
70	685-695	maks. 1500	315	384	
75	735-745	maks. 1500	340	384	
80	785-795	maks. 1500	365	384	
85	835-845	maks. 1500	390	384	
90	885-895	maks. 1500	273	384	
95	935-945	maks. 1500	290	384	
100	985-995	maks. 1500	306	384	
105	1035-1045	maks. 1500	323	384	
110	1085-1095	maks. 1500	340	384	
115	1135-1145	maks. 1500	357	384	
120	1185-1195	maks. 1500	373	384	
125	1235-1245	maks. 1500	390	384	
130	1285-1295	maks. 1500	302	384	
140	1385-1395	maks. 1500	327	384	
150	1485-1495	maks. 1500	352	384	
160	1585-1595	maks. 1500	377	384	